
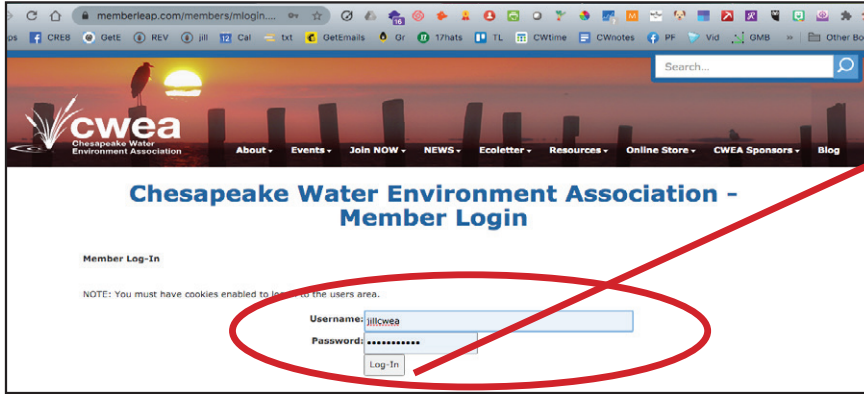


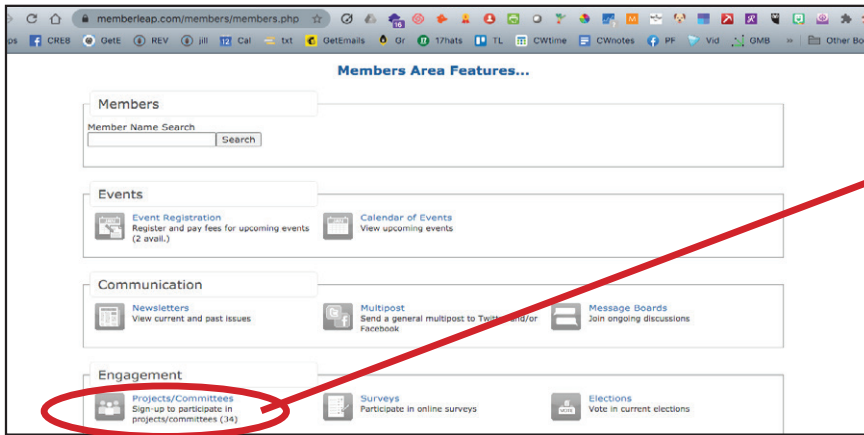
# How To Manage Projects and Committee Files on the CWEA Website.



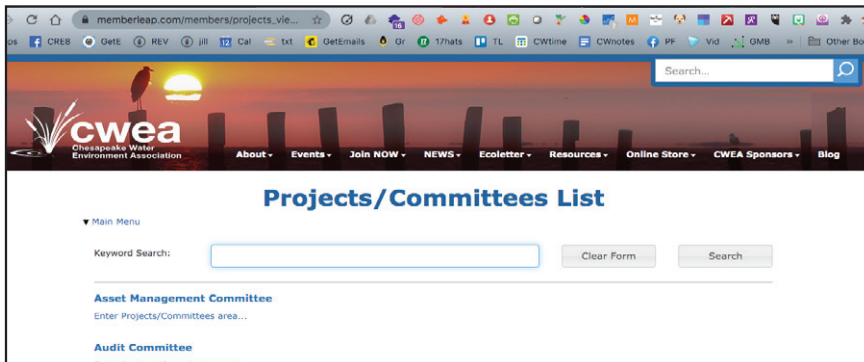
**Step 1:**  
Visit: [ChesapeakeWEA.org](http://ChesapeakeWEA.org)  
and click on the Log In button



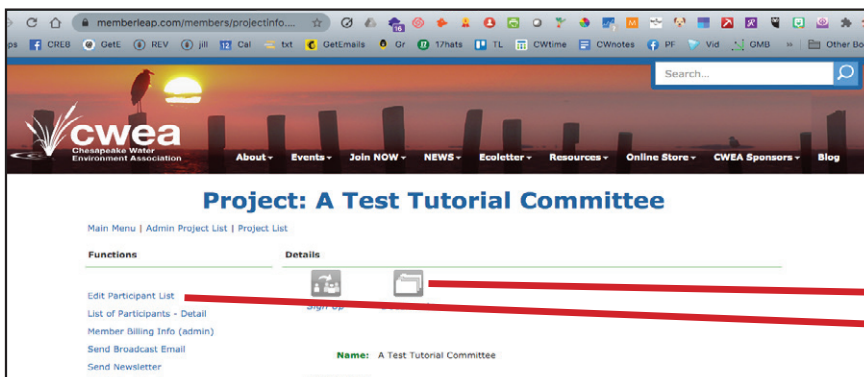
**Step 2:**  
Enter Username and Password. \*If you need assistance with either of these items, please email [Traci@ChesapeakeWEA.org](mailto:Traci@ChesapeakeWEA.org)



**Step 3:**  
Scroll down to the Members Area - Engagement Section, and click on the Projects/Committees link.



**Step 4:**  
Find your committee's name in the list, and click on that Committee link.



**Step 5:**  
This is the page where you can upload documents and photos and edit/add participants

Refer to [Chesapeakewa.org/sop.php](http://Chesapeakewa.org/sop.php) for instructional video demos.